
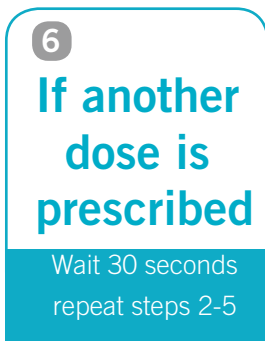
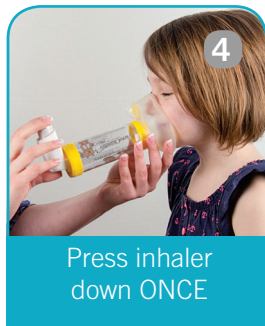



Metered-Dose Inhaler with Spacer and Mask



How do I use my Metered-Dose Inhaler (MDI) with a spacer and mask?

1. Remove the cap from the inhaler.
2. Shake the inhaler.
3. Insert the mouthpiece of the inhaler into the opening at the end of the spacer.
4. Apply the mask to face so there are no leaks between face and mask. The valve should open with breathing. Depress the canister ONCE to allow medication to enter the spacer.
5. Encourage a slow deep breath and hold for up to 10 seconds. If not possible (infants and young children) have them breathe normally into the device 5-6 times.
6. If you need more than one dose, repeat steps 2-5, waiting 30 seconds between inhalations.
7. Close caps and rinse your mouth/drink/or brush your teeth.

Note: using an inhaler without a spacer is not recommended.

Note: Always check the instructions included with your inhaler for directions on priming and proper use.

Care of a Spacer

1. Clean the spacer about once a week. Immerse the spacer in warm, mildly soapy water and agitate.
2. Shake off excess water and leave to dry in the air overnight.



For video instruction:
lungsask.ca/inhaler-resources